




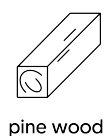


FF300 TRENO



Dimensions					
	Safety area	Impact area	Falling height HIC	Physical footprint	Number of users
	495 x 1245 cm	0 mq	0 cm	225 x 950 x 210 cm	10

Characteristics



Age range

Fino a 12 anni

Materials



Made of CAM compliant wood.

Plan

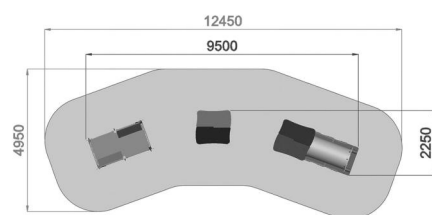
Picture

Manufacturer

Pozza 1865 S.R.L.

Country of manufacturing

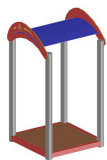
ITALY



Area di Sicurezza / Safety area 4x5.8m
Altezza max di Caduta / Max falling height 0.30mq

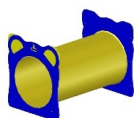


Components list



QT4 - Square tower in the ground

NR 1 Composed of 4 posts having a 9 x 9 mm sOF WOOD, 1 square platform placed in the ground. Coloured polyethylene gable roof



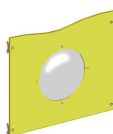
TT-17poly - Polyethylene Tunnel

NR 1 Made of polyethylene provided with panels of connection to polyethylene turrets



P-7 - Protection lateral panels

NR 4 Panel made of HDPE polyethylene, bi-color 86cm in width with drawing on the outer layer. all the fixing elements in Stainless steel



P-2 - Pannelli laterali di protezione oblo'

NR 3 Realizzati in polietilene colorato e oblo' in policarbonato trasparente, completi di staffe in acciaio inox per il fissaggio alla torretta.