






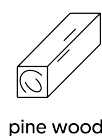
AE102B.POLY100ALU

**PESCA EASY BABY CON SCIVOLI ALLUMINIO**



Dimensions					
	Safety area	Impact area	Falling height HIC	Physical footprint	Number of users
	650 x 900 cm	0 mq	90 cm	470 x 375 x 280 cm	11

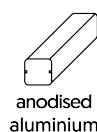
## Characteristics



## Age range

Fino a 12 anni

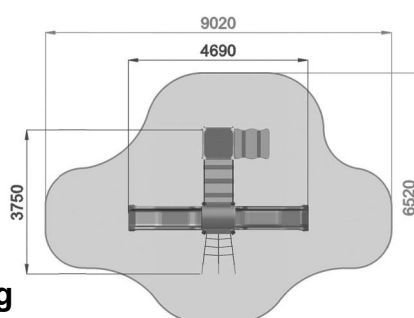
## Materials



Made of EN EV6060 anodized aluminium 9x9cm custom mold with rounded edges, minimum thickness 2,7mm



## Plan



## Picture



## Manufacturer

Pozza 1865 S.R.L.

## Country of manufacturing

ITALY



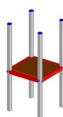
Area di Sicurezza / Safety area 39mq  
Altezza max di caduta / Max falling height 0.90m

## Components list



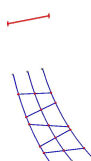
### **EQT4-9ALU - alu Square tower h 90 cm**

NR 1 Composed by 4 posts having a 9 x 9 cm section by aluminium, 1 square platform placed at a height of 90 cm. Coloured polyethylene gable roof.




### **EQ-4ALU - Torre quadrata senza tetto, pedana h 40 cm:-1**

NR 1 Torre altezza 40cm Realizzata con nr 4 montanti in alluminio EN EV6060 anodizzato con profilo speciale 90mm x 90mm con spigoli arrotondati raggio 32mm e anime interne di rinforzo spessore minimo 2,7 mm tutta la bulloneria e fissaggi in acciaio inox, 1 pianale dimensione 820mm x 820mm realizzato con profili in acciaio zincato e verniciato e pedana in plastica riciclata al 95% seconda vita spessore 25mm.



### **ES6-9 - Sartia di risalita easy h 90 cm**

NR 1 Rete di arrampicata h90cm realizzata in corda di acciaio rivestito in nylon, con tirafondi di fissaggio in acciaio inox. Barra reggisplinta lunghezza 66cm in acciaio zincato verniciato. Tutta la bulloneria in acciaio inox



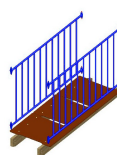
### **ES2-4 ALU - Climbing platform: H40 ALU**

NR 1 Made of non-slip material. This ramp is supported by a layered aluminium.



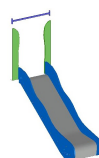
### **EU0600-T - Game panel tris EASY**

NR 1 Two colored polyethylene panel with serigraphy XOX symbols, 9 half-moon rolling panels, Inox steel bolts.



### **EPI-10 - Fixed inclined bridge:**

NR 1 Walkway made of impregnated wood, with steel parapets.



### **ESVPX-9 - Straight Easy slide h 90 cm**

NR 2 Easy slide with lateral sides made of polyethylene and stainless steel slide certified according to the existing rules; starting platform height 90 cm; provided with a transversal bar.



### **EP-7 - Protection lateral panel EASY**

NR 1 Made of polyethylene provided with stainless steel brackets for fixing them to the tower.