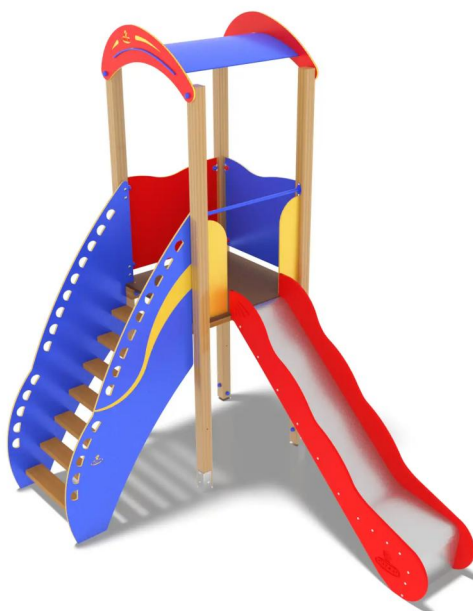







AF100

FATA

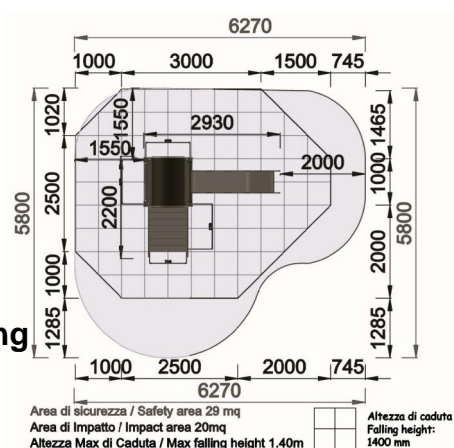


Dimensions					
	Safety area	Impact area	Falling height HIC	Physical footprint	Number of users
	580 x 626 cm	20 mq	140 cm	220 x 360 x 340 cm	3

Characteristics					
	hdpe	pine wood	use under surveillance	5 anni GARANZIA	concrete fixing

Age range	Materials	
Under 12		Made of CAM compliant wood.
	legno di pino	

Plan



Picture



Manufacturer

Pozza 1865 S.R.L.

Country of manufacturing

ITALY



Components list



QT4-14 - Square tower h 140 cm

NR 1 Manufactured with 4 posts having a 9 x 9 mm section by lamellar wood, 1 square platform placed at a height of 140 cm. Coloured polyethylene gable roof.



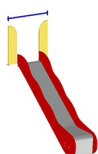
P-7 - Protection lateral panels

NR 2 Panel made of HDPE polyethylene, bi-color 86cm in width with drawing on the outer layer. all the fixing elements in Stainless steel



S-14 - Climbing ladder h 140 cm

NR 1 made of impregnated wood, complete with handrails and protective panels made of polyethylene.



SVPX-14 - Scivolo h 140 cm

NR 1 Scivolo h140cm realizzato con scivolata in acciaio inox di larghezza 45cm modello inclusive per garantire l'utilizzo assistito e pannelli laterali in polietilene HDPE composto per il 51% di plastica riciclata pannelli laterali di protezione in polietilene e barra reggispinta di lunghezza 86 cm realizzata in acciaio verniciato. Tutta la bulloneria e gli elementi di fissaggio in acciaio inox