




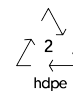
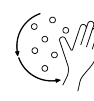
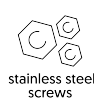
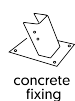
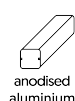


AF103 Style LEAVES DRAGON LEAVES



Dimensions					
	Safety area	Impact area	Falling height HIC	Physical footprint	Number of users
	1167 x 807 cm	35 mq	140 cm	820 x 515 x 360 cm	9

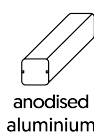
Characteristics



Age range

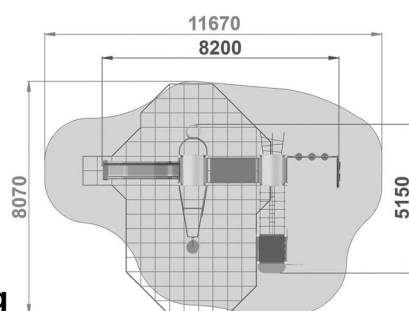
Fino a 12 anni

Materials



Made of EN EV6060 anodized aluminium 9x9cm custom mold with rounded edges, minimum thickness 2,7mm

Plan



Picture



Manufacturer

Pozza 1865 S.R.L.

Country of manufacturing


ITALY



Area di Sicurezza / Safety area 70mq
Area di Impatto / Impact area 35mq
Altezza Max di Caduta / Falling height 1.40m

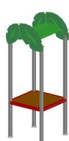


Components list



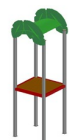
Q-6ALU - Square tower h 60 cm without roof

NR 1 Composed of 4 posts having a 9 x 9 cm section by aluminium, 1 square platform placed at a height of 60 cm




LQT4-9ALU - Square tower h 90cm style leaves

NR 1 Leaves tower h90 made of aluminum and carply



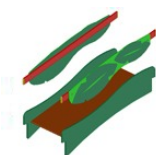
LQT4-14ALU - Square tower h 140cm style leaves

NR 1 Composed by 4 posts having a 9 x 9 cm section by aluminium, 1 square platform placed at a height of 140 cm. Coloured polyethylene gable roof.



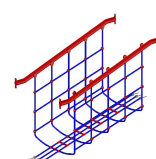
LSPVX-14 - Stainless steel slide style Leaves h140

NR 1 Stainless steel slide with polytheilene Leaves sides



LPI-11 - Leaves inclined bridge

NR 1 Leaves inclined bridge



PI-6ALU - Inclined Bridge ALU

NR 1 inclined bridge made of steel covered cord



LP-7 - Leaves panel

NR 2 Leaves Panel



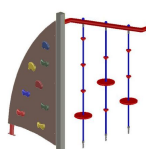
LP-20 - Panel style leaves h200

NR 1 Leaves panel



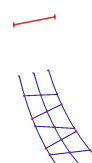
LP-5 - Panel style leaves h50

NR 2 Leaves panel



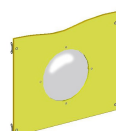
PAL-01b - Angular baby gym

NR 1 Vertical net with frame made of lamellar wood beams fixed through disappearing and passing nuts and bolts. Bars realized with stainless steel tubular pegs, mounted into two lateral wooden supports Climbing cord.



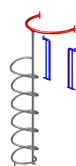
S6-9 - Shroud lift h 90 cm

NR 1 Composed by climbing net in steel rope. Included by thrust bar



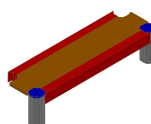
P-2 - Pannelli laterali di protezione oblo'

NR 2 Realizzati in polietilene colorato e oblo' in policarbonato trasparente, completi di staffe in acciaio inox per il fissaggio alla torretta.



PS-14 - Spiral perch h 140 cm

NR 1 Composed by stainless steel tubular, support bracket and locking handles in painted steel



S12-4 - Inclusive staircase h40

NR 1 Inclusive stair h40 made of carply and aluminum



PAL-03 - ..
NR 1 ...

METODO DI FISSAGGIO A TERRA DEI MONTANTI DEL GIOCO: Attrezzatura predisposta per fissaggio a terra mediante l'utilizzo di appositi telai metallici.

INFORMAZIONI RELATIVE ALL'ISPEZIONE: Ispezione visiva periodica - Controllo della pulizia dell'attrezzatura - Controllo degli interspazi tra terreno ed attrezzatura - Controllo della consistenza del terreno - Controllo delle fondamenta - Controllo degli spigoli - Controllo dell'eventuale mancanza di parti - Controllo dell'usura eccessiva delle parti mobili (snodi e boccole) - Controllo dell'integrità dell'intera attrezzatura. Per le aree gioco soggette ad uso intensivo o vandalismo può essere necessaria un'ispezione giornaliera. Ispezione annuale periodica: Potrebbe rendersi necessario lo smontaggio di alcune parti per la verifica

ARREDO URBANO GIOCHI PER PARCHI SCENOGRAFIE DAL 1950 ALL'AVANGUARDIA
Copyright (C) POZZA 1865 S.r.l. - P.IVA IT02311670224 - info@pozza.it

www.pozza.it