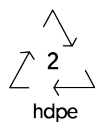
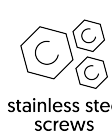



**+AF102SSU.SWE24.S14\_ALU**  
**BABELE H240 +TOWERS**

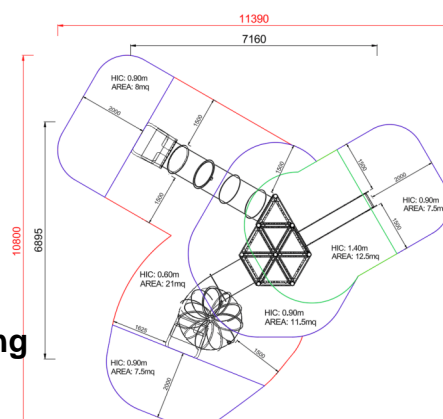


Dimensions	Safety area	Impact area	Falling height HIC	Physical footprint	Number of users
	11,4 x 10,8 m	14.5 mq	140 cm	7,2 x 6,9 x 2,4 m	40

Characteristics	hdpe	stainless steel screws	use under surveillance
			

Age range	Materials	Made of EN EV6060 anodized aluminium 9x9cm custom mold with rounded edges, minimum thickness 2,7mm
From 3 to 12 years	 anodised aluminium	

**Plan**



**Picture**



**Manufacturer**  
Pozza 1865 S.R.L.

**Country of manufacturing**  
ITALY 

Area di sicurezza totale / Total safety area: 68mq  
Altezza Max di Caduta / Max falling height: 1.40m