




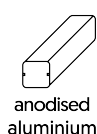


AE100PALU ALBICOCCA EASY CON PALESTRA ALLUMINIO



Dimensions					
	Safety area	Impact area	Falling height HIC	Physical footprint	Number of users
	707 x 623 cm	20 mq	140 cm	323 x 357 x 330 cm	8

Characteristics



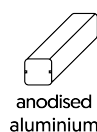
5 anni
GARANZIA



Age range

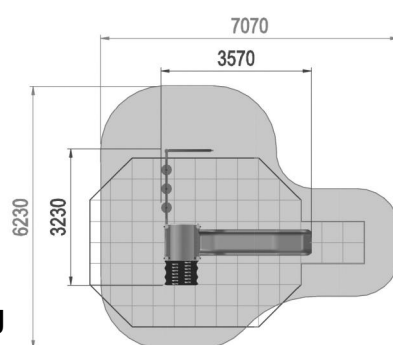
Fino a 12 anni

Materials



Made of EN EV6060 anodized aluminium 9x9cm custom mold with rounded edges, minimum thickness 2,7mm

Plan



Picture



Manufacturer

Pozza 1865 S.R.L.

Country of manufacturing

ITALY



Area di Sicurezza / Safety area 31mq
Area di Impatto / Impact area 19.5mq
Altezza Max di Caduta / Max falling height 1.40m

Altezza di caduta /
Falling height:
1400 mm

Components list



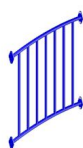
EQT4-14ALU - Torre quadrata, pedana h 140 cm easy alluminio

NR 1 Torre altezza 140cm Realizzata con nr 4 montanti in alluminio EN EV6060 anodizzato con profilo speciale 90mm x 90mm con spigoli arrotondati raggio 32mm e anime interne di rinforzo spessore minimo 2,7 mm tutta la bulloneria e fissaggi in acciaio inox, 1 pianale dimensione 820mm x 820mm realizzato con profili in acciaio zincato e verniciato e pedana in plastica riciclata al 95% seconda vita spessore 25mm. Tetto realizzato con due falde in polietilene HDPE spessore 20mm e un pannello curvo in polietilene



EPAL-01ALU - Linear gym

NR 1 Made with painted steel girder and two easel supporting griders in aluminium. Climbing net made in steel rope coated and steel pole



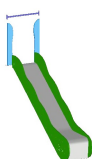
EPAR-01 - Protection railing

NR 1 Made of painted steel parapets. , provided with stainless steel brackets for fixing them to the tower.



EP-7 - Protection lateral panel EASY

NR 1 Made of polyethylene provided with stainless steel brackets for fixing them to the tower.



ESVPX-14 - Straight Easy slide h 140 cm

NR 1 Easy slide with lateral sides made of polyethylene and stainless steel slide certified according to the existing rules; starting platform height 140 cm; provided with a transversal bar.



ESC2-14ALU - Climbing platform:

NR 1 With special engravings used as hands/fooholds. This ramp is supported by aluminium painted girder and provided with transversal safety bar